

SORBETTI 2.0TM



1.800.350.4127

www.BNind.com

SORBETTI 2.0

Sorbetti is the very definition of versatile, purposeful, and graceful shelving. With Sorbetti 2.0, the best qualities of the original system—this-century modern styling and micro-adjustable internal hardware—remain and are elevated with integrated LED lighting and internal power. The new iteration combines an elegant, black anodized aluminum with casework, shelving and cabinets in matte black laminate. With these upgrades to both the function and aesthetics, Sorbetti 2.0 seamlessly assimilates into any commercial, healthcare, retail, hospitality, or workplace setting.



The Workplace

The Sorbetti system echoes the freedom of spirit that typified mid-century modern design. During the postwar years, designers like George Nelson, Jean Prouvé, and Poul Cadovius introduced shelving that straddled the line between pure functionality and beauty by carefully considering mass-producible materials, spatial rhythm, and, most importantly, the tastes of a generation ready to completely do away with the old way of working and living.

That same drive to express an uncluttered, unfussy, and un beholden-to-tradition aesthetic finds a new articulation in today's open concept spaces, in which Sorbetti easily finds a home. Its streamlined look, functional flexibility, and easy embrace of new technology makes this system a product of its time, but also a subtle homage to bold ideas of the past.





Integrated Lighting

Need to create an eye-catching merchandise display or simply bring some extra light into a space? Sorbetti comes with integrated LED power for shelves, cabinets, signage, and other accessories.



The Stay

With the challenge of adapting hospitality spaces to more intimate work, lounging, and meeting spaces, Sorbetti Floor To Ceiling mounted Uprights can be used to create separate "rooms" that can be changed and adapted easily, without major permanent construction.



The Shops

Merchandise in its best light: gently glowing shelves highlight accessories, and integrated on the hangrails bring just the right amount of focus on to hanging goods.





Adaptable to Any Environment

This system can fit in just about anywhere—from waiting rooms to lobbies, offices to shops. It's easy to install and reconfigure, and comes with a large array of accessories that can be micro-adjusted along the full height of the Sorbetti Upright.





A casual collaborative area is at the heart of the office, surrounded by light and airy dividers in frosted acrylic. A long run of floor-to-ceiling shelves and cabinets define one side, while providing much-needed storage and access to research materials. Individual semi-private offices are created with the same Sorbetti system.



When a furniture company restored an original modern classic building, the missing piece was an interior system that could be reconfigured along with their business needs. Sorbetti 2.0 supports the requirement of space division, storage and branding photography - without distracting from the design of the furniture or the building.



Floor-To-Ceiling Sorbetti forms an uncluttered working environment, without impeding the exterior views or minimalist building design. A long run of shelves keeps all materials in one place, while dividers of frosted acrylic and custom-perforated steel anchor areas of different functions.



The dressing room and library is adjacent to the main living space, and acts as a transition to the private bedroom. Sorbetti illuminated hangrails and shelving hold a carefully edited wardrobe. Sorbetti divider screens in frosted acrylic offer privacy and a spot for posting inspiration, while Sorbetti Spanning Shelves hold print archives in acid-free boxes.



The recent revamp of a worn hotel in Covent Garden greets guests with floor-to-ceiling walls using the Sorbetti System installed with up-lit shelves of bottles. Contrasting with the aged oak floors, the original wall panels and ceiling are painted the same exterior high-gloss black used on traditional neighborhood doors. Tall graphics suspended from the system convey an explicit air of sensuality.



When presented with a sleek space with expansive walls, the Sorbetti System is used to organize and highlight a broad assortment of objects and printed material. The accessories of the system can be reconfigured as the collection grows and changes. Integrated lighting on all the shelves is not only functional, but provides a warm ambiance to the room.



A retrofitted boutique hotel uses the Sorbetti System for an entirely modular solution for headboards, desks, open armoires, floating drawer units, mini bar and even a refrigerator. Here, Sorbetti Cabinets and Shelves in black and smoked oak. A perforated steel headboard acts as a separator between the sleeping and lounging area. Back-lit Sorbetti Uprights add dramatic lighting to the oversized artwork.

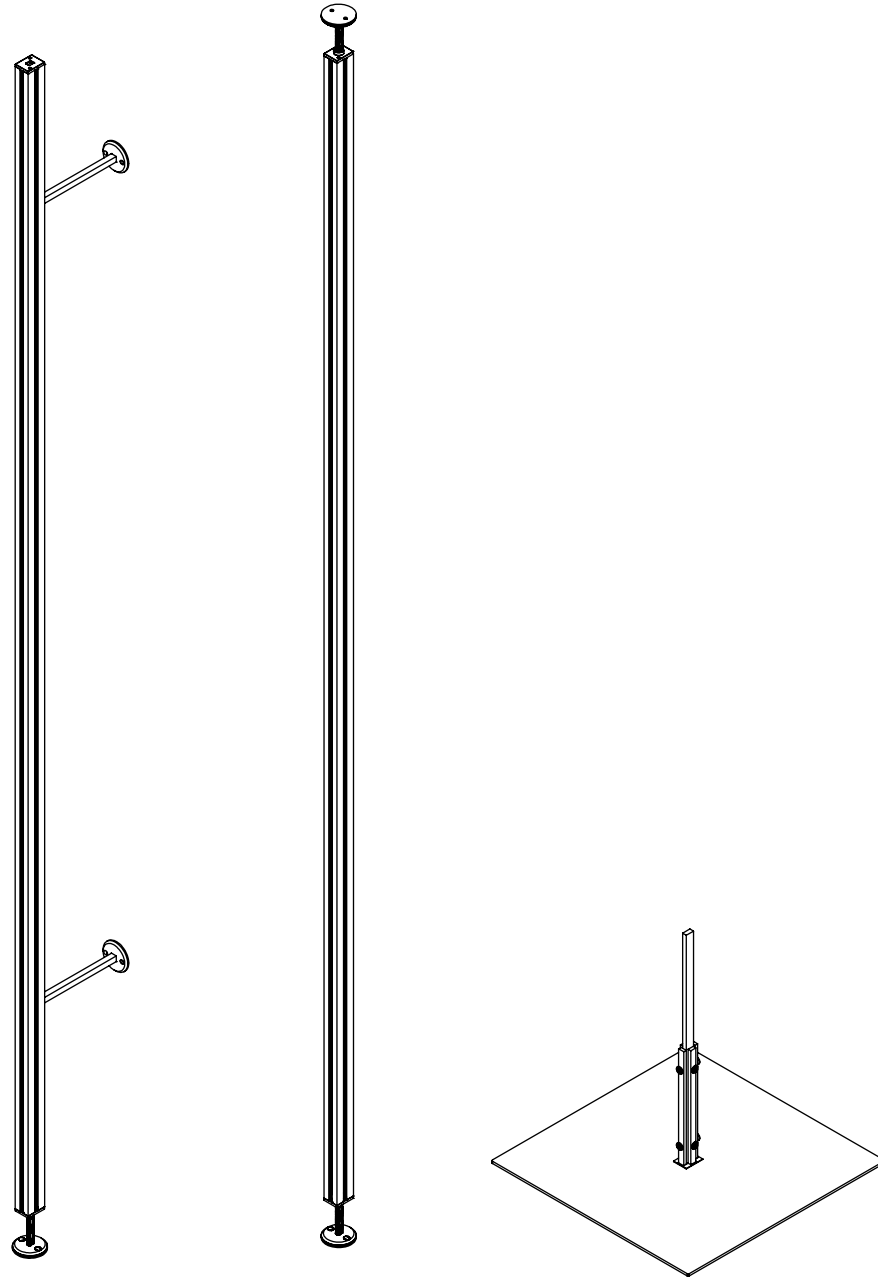
LESS IS MORE
mies van der rohe
1886-1969

ART The Definitive Visual Guide

FEATURES, OPTIONS & TECH SPECS

Parts, Accessories, Technical Specs

Essential Components

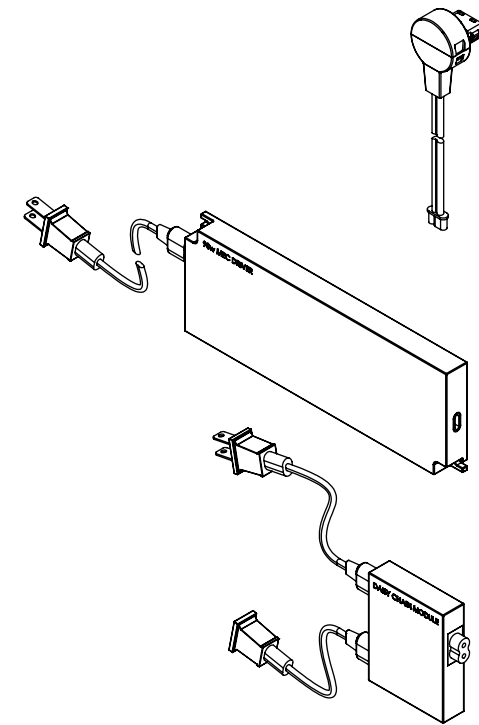


10' ELECTRIFIED UP-RIGHT - FLOOR TO WALL
Comes with one Tensioning Foot and two Tiebacks. Power is provided to all 4 sides and is limited to 90w.
D 11 1/2" **W** 1 1/2"
H 121 1/2" to 127"
Material: Black Anodized Aluminum
470000

10' ELECTRIFIED UPRIGHT - FLOOR TO CEILING
Comes with two Tensioning Feet. Power is provided to all four sides and is limited to 90w.
D 11 1/2" **W** 1 1/2"
H 121 1/2" to 133" Ceiling Height
Material: Black Anodized Aluminum
470001

FREE-STANDING SQUARE BASE
An Upright attaches to the base to allow the Upright to be positioned freely without the need to be anchored.
D 24" **W** 24" **H** 24"
Material: Matte Black Powder Coated Steel
470075

POWER COMPONENTS



POWER CONNECTOR
Connects to a Driver and attaches to an Upright on any of the four sides to provide power. Cable length: 40". Black.
470034

 **ALL DRIVERS AND MODULES ARE C-UL LISTED**

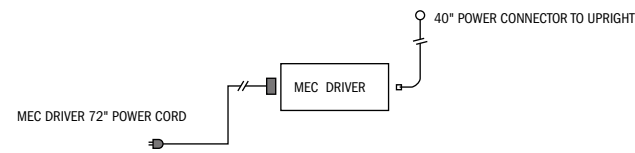
90w MEC DRIVER
Connects to a Power Connector To provide power to an Upright. Power cord length: 72". Use when powering a single Upright. Requires a 120V outlet to plug into.
D 5/8" **W** 8 1/4" **H** 3"

DAISY CHAIN MODULE
Allows a daisy chain connection to multiple drivers utilizing one power outlet to power up to five Uprights. Connect one module to the next for use on 24" on-center installations. Input and output cable length: 18".
D 5/8" **W** 2 3/8" **H** 3"
470041D

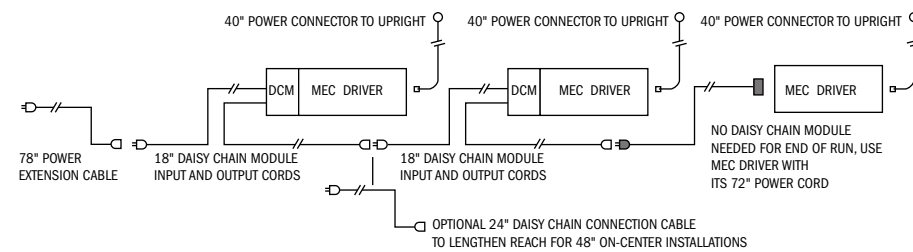
24" Daisy Chain Connection Cable
Connects between Daisy Chain Modules for use on 48" on-center installations only.
470041-24

78" Power Extension Cable
An optional extension to plug into the power outlet and to the first daisy chain module.
470041EXT

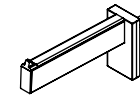
SINGLE DRIVER SETUP TO POWER A SINGLE UPRIGHT



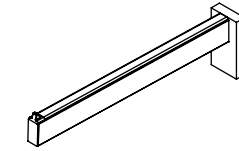
DAISY CHAIN SETUP TO POWER UP TO FIVE UPRIGHTS



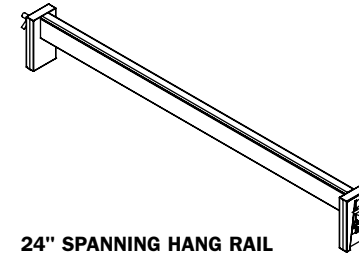
Faceouts, Hangrails, Graphic Holders



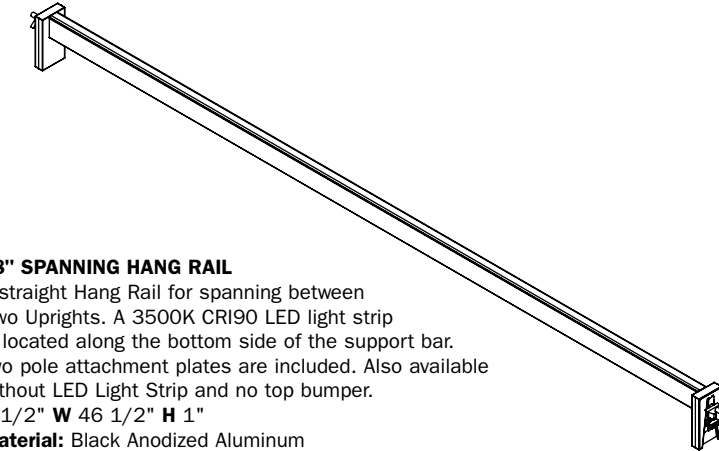
6" LIT FACEOUT
Mounts to a single Upright for hanging garments and supporting shelves. The bottom surface uses a 3500K CRI90 LED light strip. A pole attachment plate is included.
D 6" **W** 1/2" **H** 1"
Material: Black Anodized Aluminum
470003



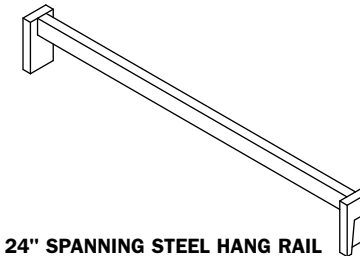
12" LIT FACEOUT
Mounts to a single Upright for hanging garments and supporting shelves. The bottom surface uses a 3500K CRI90 LED light strip. A pole attachment plate is included.
D 12" **W** 1/2" **H** 1"
Material: Black Anodized Aluminum
470002



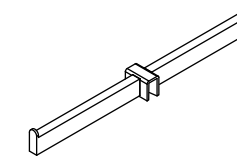
24" SPANNING HANG RAIL
A straight Hang Rail for spanning between two Uprights. A 3500K CRI90 LED light strip is located along the bottom side of the support bar. Two pole attachment plates are included. Also available without LED Light Strip and no top bumper.
D 1/2" **W** 22 1/2" **H** 1"
With LED Lighting: **470004** Black Anodized Aluminum
Without LED Lighting: **470004** Matte Black Powder Coated Steel



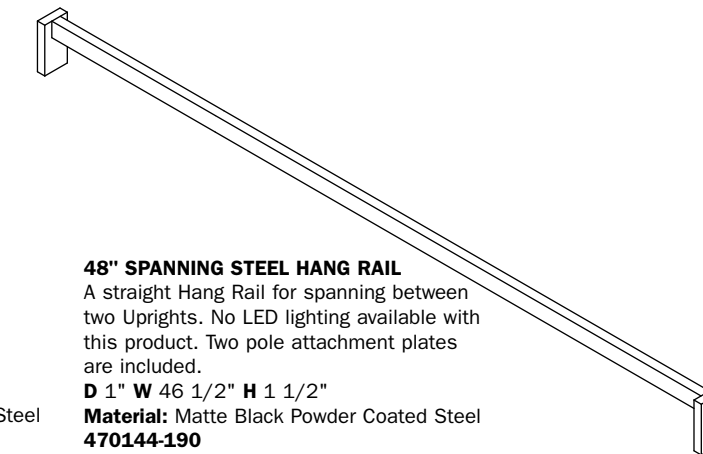
48" SPANNING HANG RAIL
A straight Hang Rail for spanning between two Uprights. A 3500K CRI90 LED light strip is located along the bottom side of the support bar. Two pole attachment plates are included. Also available without LED Light Strip and no top bumper.
D 1/2" **W** 46 1/2" **H** 1"
Material: Black Anodized Aluminum
With LED Lighting: **470005** Black Anodized Aluminum
Without LED Lighting: **1171659** Matte Black Powder Coated Steel



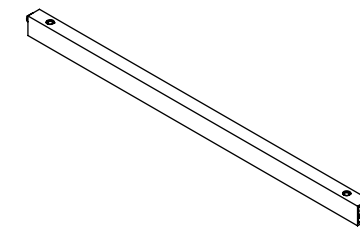
24" SPANNING STEEL HANG RAIL
A straight Hang Rail for spanning between two Uprights. No LED lighting available with this product. Two pole attachment plates are included.
D 1" **W** 22 1/2" **H** 1 1/2"
Material: Matte Black Powder Coated Steel
470143-190



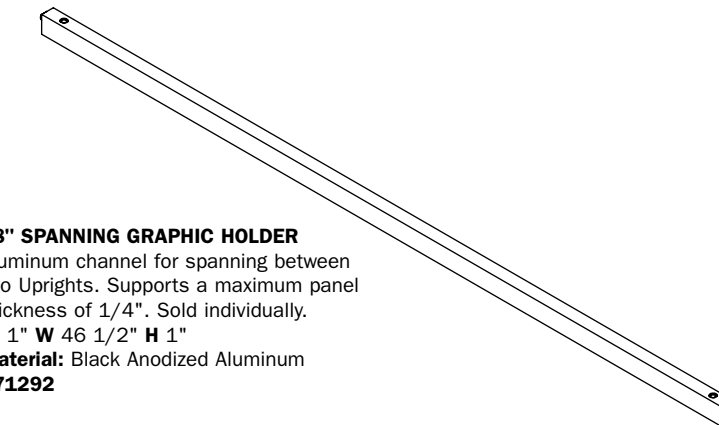
14" DOUBLE-SIDED SADDLE MOUNT FACEOUT
To be used with 24" and 48" Spanning Steel Hang Rails 470143-190 and 470144-190
D 14" **W** 1/2" **H** 1 1/2"
Material: Matte Black Powder Coated Steel
470140-190



48" SPANNING STEEL HANG RAIL
A straight Hang Rail for spanning between two Uprights. No LED lighting available with this product. Two pole attachment plates are included.
D 1" **W** 46 1/2" **H** 1 1/2"
Material: Matte Black Powder Coated Steel
470144-190

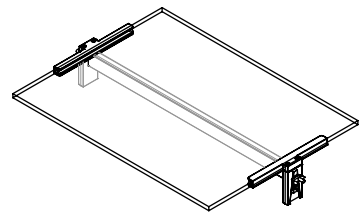


24" SPANNING GRAPHIC HOLDER
Aluminum channel for spanning between two Uprights. Supports a maximum panel thickness of 1/4". Sold individually.
D 1" **W** 22 1/2" **H** 1"
Material: Black Anodized Aluminum
371291



48" SPANNING GRAPHIC HOLDER
Aluminum channel for spanning between two Uprights. Supports a maximum panel thickness of 1/4". Sold individually.
D 1" **W** 46 1/2" **H** 1"
Material: Black Anodized Aluminum
371292

Spanning Shelves



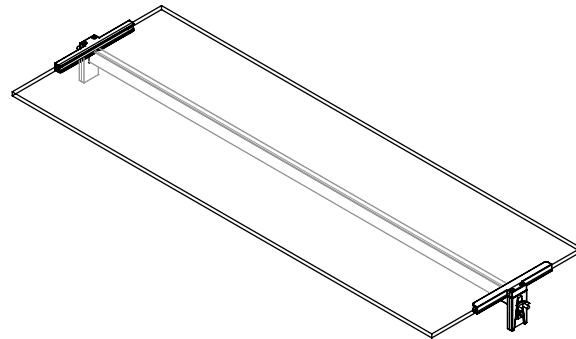
24" SPANNING GLASS SHELF

Uses 3/8" glass for spanning between two Uprights. A 3500K CRI90 LED light strip is located along the bottom side of the support bar. Two pole attachment plates are included.

D 16" **W** 22 1/2" **H** 3/8"

Material: Glass and Black Anodized Aluminum

470012E



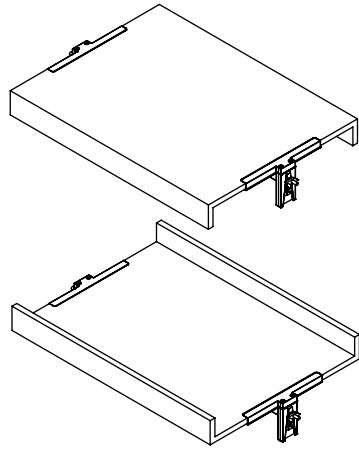
48" SPANNING GLASS SHELF

Uses 3/8" glass for spanning between two Uprights. A 3500K CRI90 LED light strip is located along the bottom side of the support bar. Two pole attachment plates are included.

D 16" **W** 46 1/2" **H** 3/8"

Material: Glass and Black Anodized Aluminum

470013E



24" SPANNING WOOD SHELF

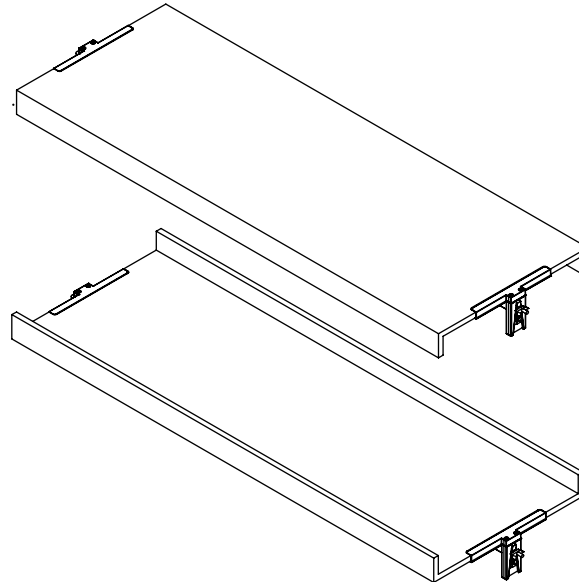
Wooden shelf with 2 1/4" lip for spanning between two Uprights. Lip is reversible to use as shelf or tray configurations. A 3500K CRI90 LED light strip is located along the bottom side of the support bar. Two pole attachment plates are included.

D 16" **W** 22 1/2" **H** 2 1/4"

Material: MDF with Matte Black Laminate

470010E

Left, 24" Spaning WoodShelf shown as a shelf and flipped to make a tray.



48" SPANNING WOOD SHELF

Wooden shelf with 2 1/4" lip for spanning between two Uprights. Lip is reversible to use as shelf or tray configurations. A 3500K CRI90 LED light strip is located along the bottom side of the support bar. Two pole attachment plates are included.

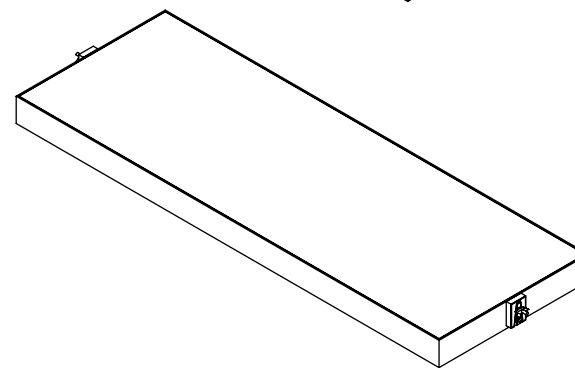
D 16" **W** 46 1/2" **H** 2 1/4"

Watts 10

Material: MDF with Matte Black Laminate

470011E

Left, 48" Spanning Wood Shelf shown as a shelf and flipped to make a tray.



24" SPANNING ILLUMINATED BOX SHELF

Wooden box shelf for spanning between two Uprights with a 3500K CRI90 illuminated acrylic top surface and bottom side LED light strip. Two pole attachment plates are included.

D 16" **W** 22 1/2" **H** 2 1/4"

Material: MDF with Matte Black Laminate

470008E

48" SPANNING ILLUMINATED BOX SHELF

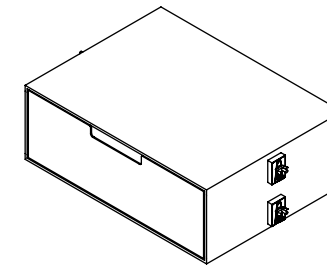
Wooden box shelf for spanning between two Uprights with a 3500K CRI90 illuminated acrylic top surface and bottom side LED light strip. Two pole attachment plates are included.

D 16" **W** 26 1/2" **H** 2 1/4"

Material: MDF with Matte Black Laminate

470009E

Spanning Cabinets



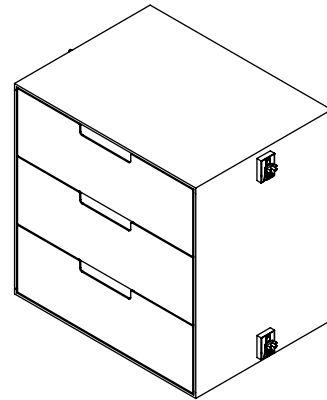
24" SPANNING CABINET WITH SINGLE DRAWER

Wooden drawer cabinet for spanning between two Uprights. The maple drawer box use soft close over-travel slides. The floor facing bottom surface is lit with a 3500K CRI90 LED Light Strip. Four pole attachment plates are included.

D 16" **W** 21 1/2" **H** 7 1/2"

Material: MDF with Matte Black Laminate

470922E



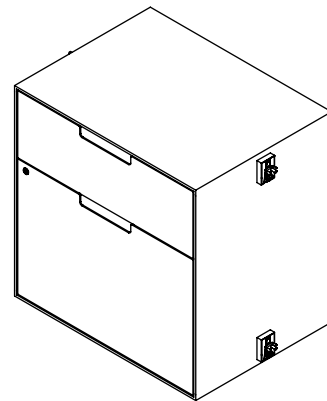
48" SPANNING CABINET WITH DOUBLE DRAWERS

Wooden drawer cabinet for spanning between two Uprights. The maple drawer boxes use soft close over-travel slides. The floor facing bottom surface is lit with a 3500K CRI90 LED Light Strip. Four pole attachment plates are included.

D 16" **W** 45 1/2" **H** 7 1/2"

Material: MDF with Matte Black Laminate

470922E



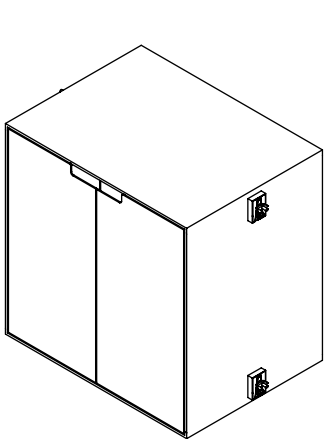
24" SPANNING CABINET WITH THREE DRAWERS

Wooden drawer cabinet for spanning between two Uprights. The three maple drawer boxes use soft close over-travel slides. The floor facing bottom surface is lit with a 3500K CRI90 LED Light Strip. Four pole attachment plates are included.

D 16" **W** 21 1/2" **H** 21 1/2"

Material: MDF with Matte Black Laminate

470924E



48" SPANNING CABINET WITH SIX DRAWERS

Wooden drawer cabinet for spanning between two Uprights. The six maple drawer boxes use soft close over-travel slides. The floor facing bottom surface is lit with a 3500K CRI90 LED Light Strip. Four pole attachment plates are included.

D 16" **W** 45 1/2" **H** 21 1/2" 9

Material: MDF with Matte Black Laminate

470927E



24" SPANNING CABINET WITH DRAWER + LOCKING FILE DRAWER

Wooden drawer cabinet for spanning between two Uprights. The maple drawer box and locking metal file drawer use soft close over-travel slides. The floor facing bottom surface is lit with a LED Light Strip. Four pole attachment plates are included.

D 16" **W** 21 1/2" **H** 21 1/2"

Material: MDF with Matte Black Laminate

470923E



48" SPANNING CABINET WITH TWO DRAWERS + TWO LOCKING FILE DRAWERS

Wooden drawer cabinet for spanning between two Uprights. The two maple drawer boxes and two locking metal file drawers use soft close over-travel slides. The floor facing bottom surface is lit with a 3500K CRI90 LED Light Strip. Four pole attachment plates are included.

D 16" **W** 45 1/2" **H** 21 1/2"

Material: MDF with Matte Black Laminate

470926E

24" SPANNING CABINET WITH WOOD DOORS

Wooden cabinet for spanning between two Uprights. Double wood doors use soft close hinges, and the cabinet has an internal adjustable glass shelf. The floor facing bottom surface is lit with a 3500K CRI90 LED Light Strip. Four pole attachment plates are included.

D 16" **W** 21 1/2" **H** 21 1/2"

Material: MDF with Matte Black Laminate

470918E

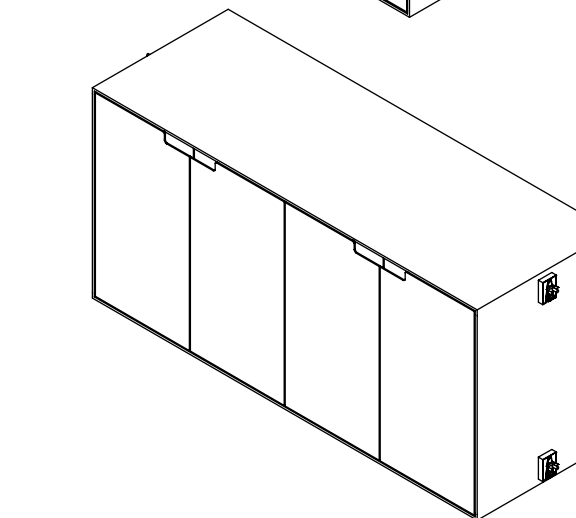
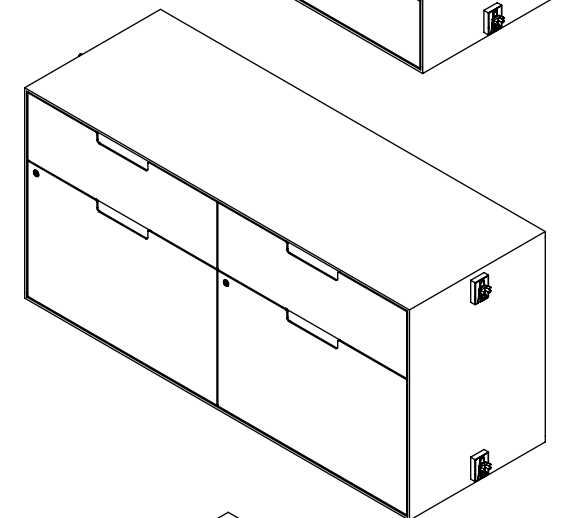
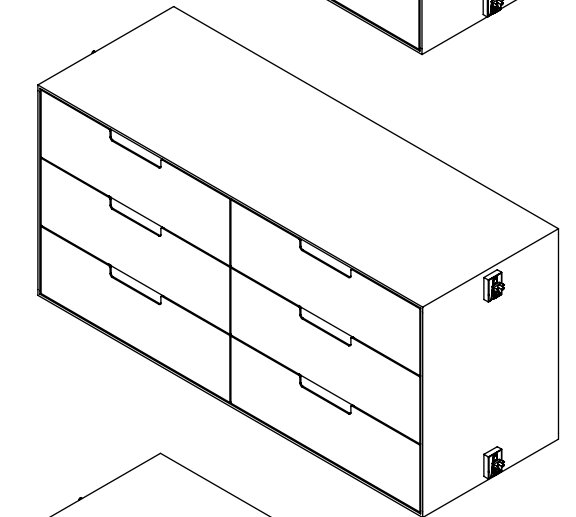
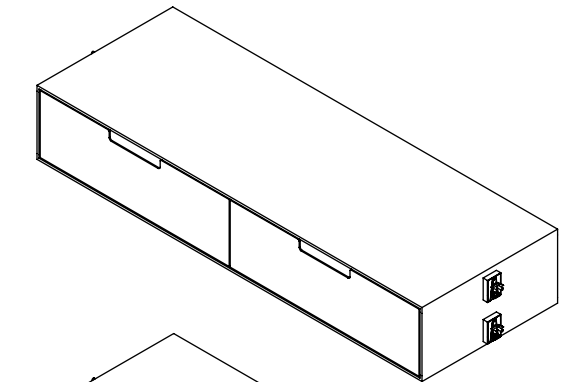
48" SPANNING CABINET WITH WOOD DOORS

Wooden cabinet for spanning between two Uprights. Double wood doors use soft close hinges, and the cabinet has an internal adjustable glass shelf. The floor facing bottom surface is lit with a 3500K CRI90 LED Light Strip. Four pole attachment plates are included.

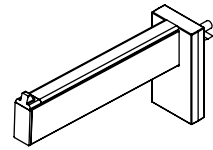
D 16" **W** 45 1/2" **H** 7 1/2"

Material: MDF with Matte Black Laminate

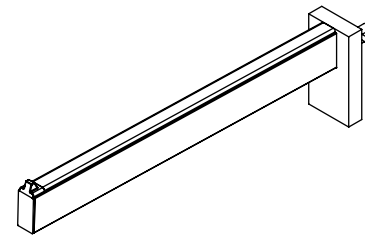
470921E



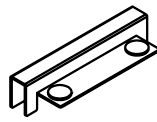
Front Facing Glass Shelves



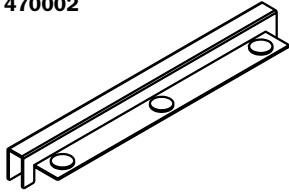
6" LIT FACEOUT
Mounts to a single Upright for hanging garments and supporting shelves. The bottom surface uses a 3500K CRI90 LED light strip. A pole attachment plate is included.
D 6" W 1/2" H 1"
Material: Black Anodized Aluminum
470003



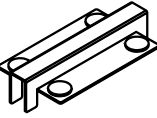
12" LIT FACEOUT
Mounts to a single Upright for hanging garments and supporting shelves. The bottom surface uses a 3500K CRI90 LED light strip. A pole attachment plate is included.
D 12" W 1/2" H 1"
Material: Black Anodized Aluminum
470002



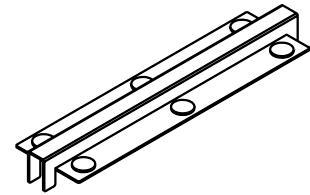
6" SADDLEMOUNT SHELF SUPPORT - END CONDITION
For use on a 6" Faceout to support a Spanning Glass Shelf.
D 6" W 1/2" H 1"
Material: Matte Black Powder Coated Steel
470067



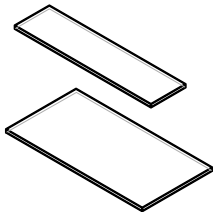
12" SADDLEMOUNT SHELF SUPPORT - END CONDITION
For use on a 6" Faceout to support a Spanning Glass Shelf.
D 12" W 1/2" H 1"
Material: Matte Black Powder Coated Steel
470065



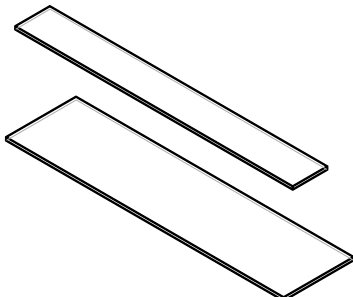
6" SADDLEMOUNT SHELF SUPPORT - MIDDLE CONDITION
For use on a 12" Faceout to support a Spanning Glass Shelf.
D 6" W 1/2" H 1"
Material: Matte Black Powder Coated Steel
470068



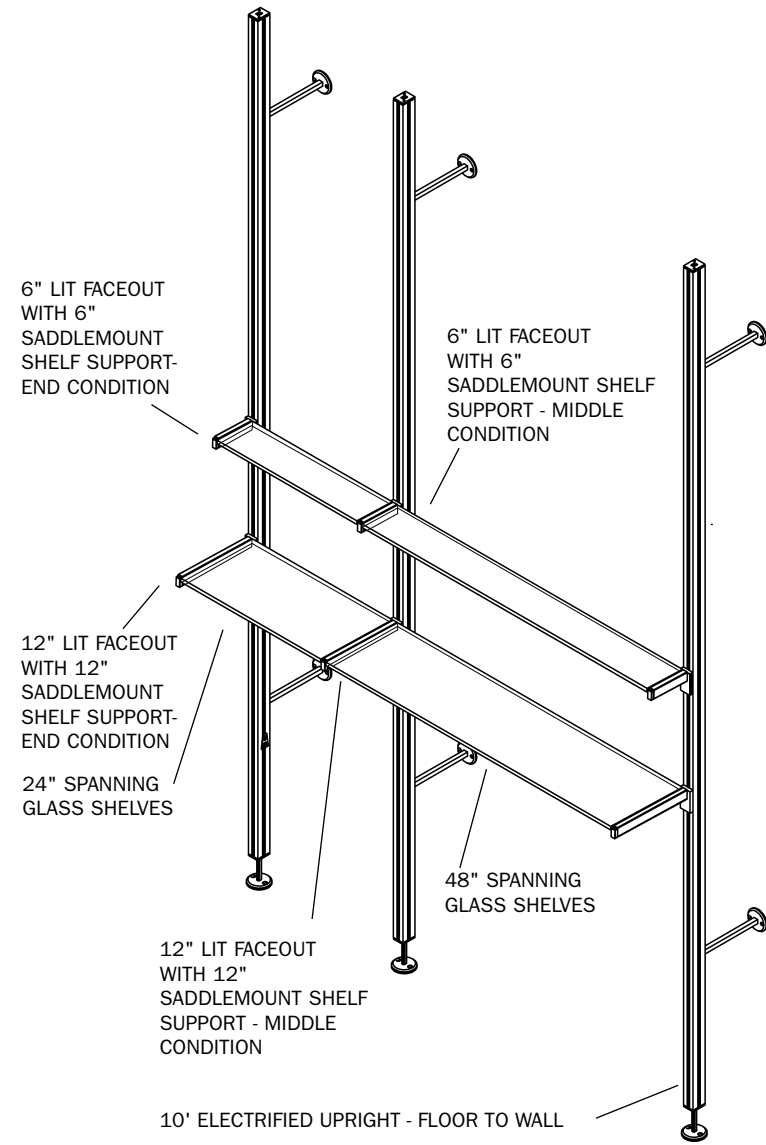
12" SADDLEMOUNT SHELF SUPPORT - MIDDLE CONDITION
For use on a 12" Faceout to support a Spanning Glass Shelf.
D 12" W 1/2" H 1"
Material: Matte Black Powder Coated Steel
470066



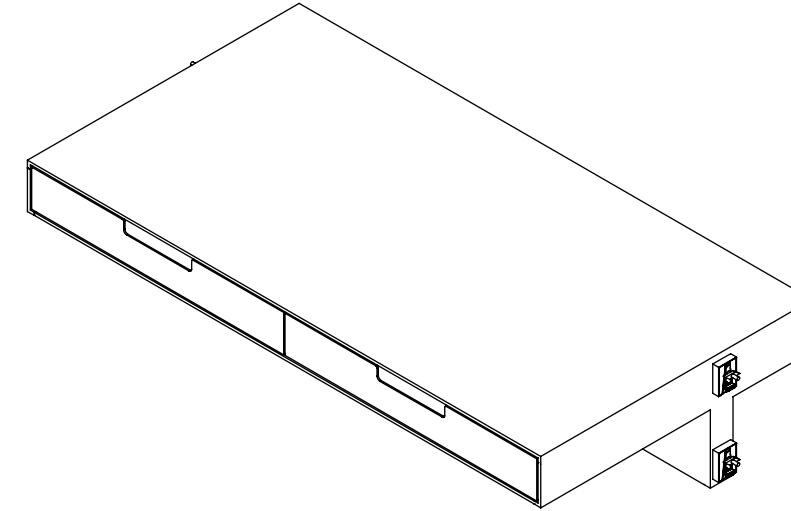
24" SPANNING GLASS SHELVES
For use on Faceouts with Shelf Supports.
24" x 6" Deep Shelves
D 5 7/8" W 23 1/8" H 1/2"
470104
24" x 12" Deep Shelves
D 11 7/8" W 23 1/8" H 1/2"
470100



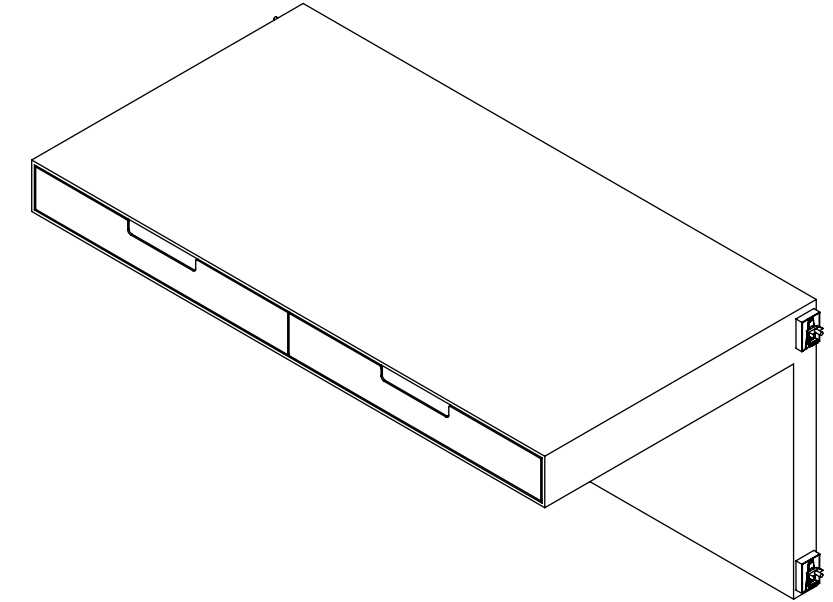
48" SPANNING GLASS SHELVES
For use on Faceouts with Shelf Supports.
48" x 6" Deep Shelves
D 5 7/8" W 47 1/8" H 1/2"
470106
48" x 12" Deep Shelves
D 11 7/8" W 47 1/8" H 1/2"
470102



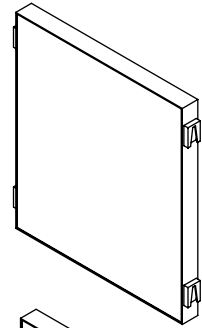
Spanning Desks



48" SPANNING DESK WITH TWO DRAWERS
4" wooden desk for spanning between two Uprights. The two maple drawer boxes use soft close over-travel slides. The floor facing bottom surface is lit with a 3500K CRI90 LED Light Strip. Four pole attachment plates are included.
D 24" W 46 1/2" H 10"
Material: MDF with Matte Black Laminate
470095E




48" SPANNING CANTILEVER DESK WITH TWO DRAWERS
A 4" Wooden desk for spanning between two Uprights. The two maple drawer boxes use soft close over-travel slides. The floor facing bottom surface is lit with a 3500K CRI90 LED Light Strip. Four pole attachment plates are included.
D 24" W 46 1/2" H 22"
Material: MDF with Matte Black Laminate
470096E




24" SPANNING DOUBLE-SIDED 24"H SEG LIGHT BOX

Double sided light box for spanning between two Uprights. Aluminum frame holds printed fabric Silicone Edge Graphics (not included). Four pole attachment plates are included.
D 2" W 22 1/2" H 24"Material: Black Anodized Aluminum
470090



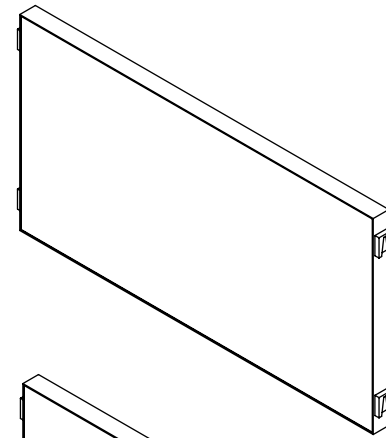
24" SPANNING DOUBLE-SIDED 48"H SEG LIGHT BOX

Double sided light box for spanning between two Uprights. Aluminum frame holds printed fabric Silicone Edge Graphics (not included). Four pole attachment plates are included.
D 2" W 22 1/2" H 48"Material: Black Anodized Aluminum
470091



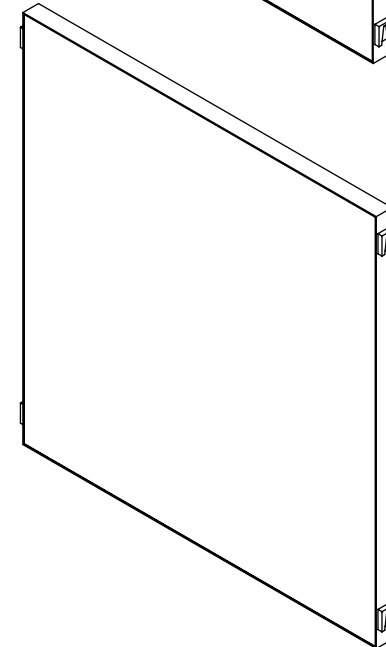
24" SPANNING DOUBLE-SIDED 96"H SEG LIGHT BOX

Double sided light box for spanning between two Uprights. Aluminum frame holds printed Silicone Edge Graphics (not included). Four pole attachment plates are included.
D 2" W 22 1/2" H 96"Material: Black Anodized Aluminum
470092



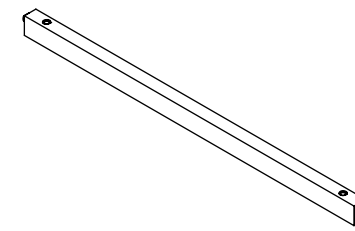
48" SPANNING DOUBLE-SIDED 24"H SEG LIGHT BOX

Double sided light box for spanning between two Uprights. Aluminum frame holds printed fabric Silicone Edge Graphics (not included). Four pole attachment plates are included.
D 2" W 46 1/2" H 24"Material: Black Anodized Aluminum
470093

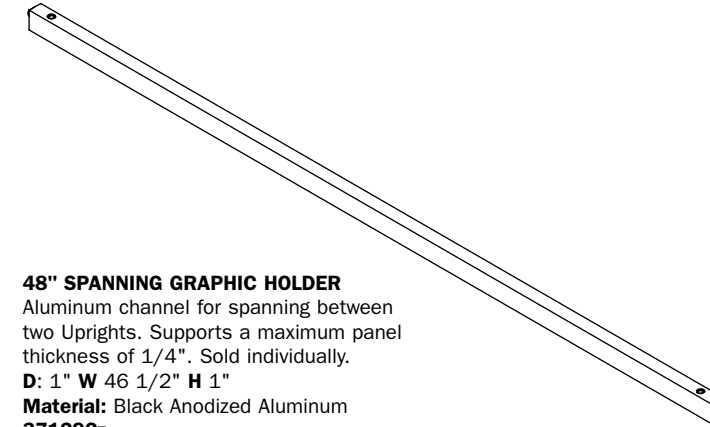


48" SPANNING DOUBLE-SIDED 48"H SEG LIGHT BOX

Double sided light box for spanning between two Uprights. Aluminum frame holds printed fabric Silicone Edge Graphics (not included). Four pole attachment plates are included.
D 2" W 46 1/2" H 48"Material: Black Anodized Aluminum
470094




24" SPANNING GRAPHIC HOLDER
 Aluminum channel for spanning between two Uprights. Supports a maximum panel thickness of 1/4". Sold individually.
D: 1" W 22 1/2" H 1"
Material: Black Anodized Aluminum 371291



48" SPANNING GRAPHIC HOLDER
 Aluminum channel for spanning between two Uprights. Supports a maximum panel thickness of 1/4". Sold individually.
D: 1" W 46 1/2" H 1"
Material: Black Anodized Aluminum 371292z



24" SPANNING 96"H TRANSLUCENT PANEL SET
 1/4" frosted acrylic with two graphic holders.
D 1/4" W 23" H 96"
Actual graphic should be sized to W 22 15/16" X H 96"
470080-502



48" SPANNING 96"H TRANSLUCENT PANEL SET
 1/4" frosted acrylic with two graphic holders.
Actual graphic should be sized to W 46 15/16" X H 96"
D 1/4" W 47" H 96"
470081-502

Materials, Colors, and Finishes Guide

Stock Finishes




Black Anodized Aluminum -039 **Black Matte Laminate -205**

Special Order Laminates (minimums may apply)



White Matte Laminate -209 **White Gloss Laminate -363** **Black Gloss Laminate -254** **Maple Laminate -201** **Cherry Laminate -286** **Walnut Laminate -389**

Special Order Wood Veneers*



Maple Veneer -301 **Cherry Veneer -3031** **Walnut Veneer -3049** **Rift Cut Oak** **Blackened Rift Cut Oak**

***Wood Veneer Disclaimer:** Please keep in mind that veneers are, in fact, real wood. As such the veneered products you specify may feature the grain variation and natural characteristics allowed in the grade and species specified. Any veneer samples provided by B+N Industries are meant only to be representative of the species selected. Actual color, grain pattern and other appearance characteristics will vary within each veneer species and grade.

Terms And Conditions

QUOTE BY PHONE

1-800-350-4127 (Outside Northern California)
1-650-593-4127 (Northern California)

QUOTE/ORDERING BY E-MAIL

MAIL@BNIND.COM (Ready 24 hours a day)

CUSTOMER SERVICE

Customer service is available 8:00 am to 5:00 pm (PST) Mon. – Thurs. and 8:00 am to 12:00 pm on Fri. to answer your inquiries regarding products, quotes or orders.

WARRANTY

We fully support the quality of our product. If there are any manufacturing defects within a year of delivery, please contact our Customer Service Department by phone or e-mail for assistance.

PRODUCT WARRANTY LIMITATIONS

The Customer is purchasing the fixtures in an "as-is" condition, unless otherwise reported to the Company pursuant to [the inspection provision in the contract], as of the date of delivery and specifically and expressly without any warranties, representations or guarantees, either expressed or implied, except as set forth below, as to its condition, fitness for any particular purpose, merchantability, or any other warranty of any kind, nature or type whatsoever from or on behalf of the seller.

The Company hereby warrants to the Customer and its successors and assigns that the product supplied to the Customer is constructed only for the use and purposes contemplated by the Customer set forth in the contract; and the Company, immediately prior to the delivery of the product had good and lawful right to sell the product, and that there is hereby conveyed to the Customer on the date of delivery, good title to the product, free and clear of all liens, claims, encumbrances and rights of others.

WEBSITE / PRINTED MATERIALS

The copy has been reviewed to present information as accurately as possible. If an error is found in description or pricing, or the item has been discontinued, yet not updated, B+N reserves the right to correct it at the time it was discovered.

PRODUCT OFFERINGS AND MATERIAL FINISHES ARE SUBJECT TO CHANGE AT ANY TIME.

ORDER SHIPMENTS ESTIMATES

Orders in stock will ship via ground in 2 – 5 days, unless another service level is requested by the customer.

BACK ORDERS

Unless otherwise noted, back orders will ship when they are back in stock at our facility. Your Sales Administrator will keep you advised on the status of all back orders.

BLANKET ORDERS

Blanket orders are subject to a unique set of Terms & Conditions defined at the time of order placement.

MINIMUM ORDER REQUIREMENTS

\$500 threshold must be reached to place an order.

STORAGE

Storage fees will be assessed after 30 days for all materials that were scheduled to ship but were delayed for customer related reasons at no fault to B&N Industries. Fees will be assessed weekly at \$500 or 5% of the total order, whichever is greater. If an order is paid in full, then the storage fees must be cleared prior to shipment. If an order is partially paid for, then the remaining balance on the order plus storage fees must be paid prior to shipment.

CANCELLATION AND RETURN ITEMS

1. Stock items must be returned within 30 days, in re-sellable condition. Return of stock items may incur a 25% re-stocking fee. Freight charges on returns are the customer's responsibility. A return authorization is required for all returns. Items returned without the proper authorization will not be accepted. B+N assumes no liability for customer returns which arrive damaged due to shipment transportation.
2. Non-stock items purchased may not be returned.
3. Prepaid material that remains beyond the 30-day original delivery schedule prior to cancellation will also be subject to storage fees.

FREIGHT AND MULTIPLE SHIPMENTS

1. The following will result in additional charges unless otherwise stated on your quotation:
 - Shipments to multiple destinations or split shipments to the same location.
 - Customer requesting custom packaging (includes breakout into multiple packages) and shipped to one location.
2. Collect or 3rd Party Billing shipments are the responsibility of the freight payer.
3. Freight quotations are subject to re-quote at any time prior to the order being placed or at time of shipment if shipment is delayed.
4. Customer is responsible to arrange and pay for International freight, as quotes are for transportation only. Freight quotes provided by B&N do not include the broker, customs duties, fees or taxes. That is the responsibility of the customer to obtain and pay directly to the source. Broker information must be provided prior to shipping.
5. Weights and measurements may change due to changes in suppliers and/or packaging.
6. B&N is unable to guarantee delivery times or dates. Delivery times and dates are the responsibility of the shipping agent.
7. Regarding split shipments: On occasion, an order may ship from multiple locations based on availability.

PRODUCT DISCREPANCIES AND DAMAGES VIA SHIPMENT

1. Customer must inspect items upon delivery for damage or discrepancy. Please refer to B&N's Delivery Shipper Checklist Info document for terms.

The Delivery Checklist can be found here:

<https://www.bnind.com/resources/technical-data>

2. B+N accepts no liability for damage incurred during shipping. Any damage found at time of delivery must be noted by customer on delivery receipt and signed/initialed by driver. Customer is to retain all packaging with damaged items for an on-site inspection by carrier.
3. For damage on 3rd party or collect shipments, the customer is responsible for filing the claim with the carrier for financial reimbursement.
4. If any product arrives in damaged condition, a freight claim must be filed with the delivering carrier. Retain packing material and note on the Bill of Lading "DAMAGED". Our Customer Service Department will assist you with any questions regarding filing a freight claim.
5. All claims regarding shortages and freight damages must be presented WITHIN 7 DAYS of receiving the shipment.

PAYMENT METHODS AND TERMS

ACH, Wire, and Company Checks

· Banking information can be provided upon request for electronic payment options

Credit Cards (subject to 2.5% processing fee)

· We accept VISA, MASTERCARD, AMERICAN EXPRESS.

1. Payment is due in full prior to shipping of product for all PREPAID ACCOUNTS. We do not ship COD. For payments made by check or bank transfer, the order will be processed upon receipt and approval of check or receipt of funds.
2. Consideration for establishing terms requires a combined order amount of \$1,000,000+.
3. Approved repeat customers may qualify for NET terms at B&N's discretion if sufficient volume is reached. A credit application must be completed with the necessary references. Please allow 2-3 weeks for processing. All custom orders outside of a standard project scope will continue to require a 50% deposit.

SALES TAX

Due to the Wayfair vs South Dakota ruling all orders are subject to sales tax in the state that the material is delivered to unless a valid resale certificate is provided. Due to uncertain Economic Nexus requirements sales tax can be added to any order after a quote has been provided.

1. Taxable orders paid for by the customer and will-called at our California facility are taxed at the current rate for San Mateo County.

PROTOTYPES, DRAWINGS, TOOLING, AND FIXTURES

1. Drawings provided by B+N are the exclusive property of B+N Industries, Inc.
2. Prototypes made from drawings that are not detailed and approved by B+N Industries, Inc., or have been supplied via verbal instruction from the customer, are subject to the interpretation of B+N Industries, Inc.
3. Tooling dies and fixtures made and used exclusively for a job or customer, remain the property of B+N Industries, Inc., unless otherwise established.

PHOTOGRAPHY OF COMPLETED PROJECTS

B+N Industries, Inc. reserves the right to photograph a completed project that has utilized our product offerings and retains the rights to use the photographs in advertising, on our website, public relations and all marketing materials.



B+N Industries

Main Offices:

1409 Chapin Avenue, 3rd Floor

Burlingame, California 94010

1.800.350.4127

www.BNind.com

New York Showroom and Offices:

(By Appointment Only)

420 West 14th Street

New York, New York 10014

212.255.4110

Houston Showroom and Offices:

(By Appointment Only)

1800 Bering Drive, Suite 500

Houston, Texas 77057

713.430.9100

© B&N Industries, Inc.



facebook.com/BNIndustries

instagram.com/bn_industries/

linkedin.com/company/b&n-industries

pinterest.com/bnindustries/

twitter.com/BN_Industries